

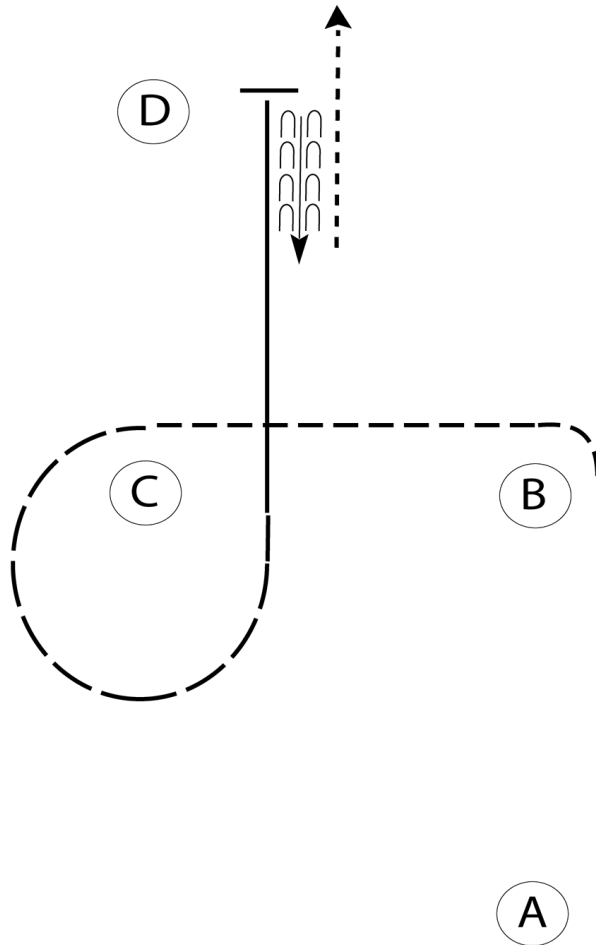
Twin Brooks

Adult Western Horsemanship

Show Date: 5/13/18

w w w . H o r s e S h o w P a t t e r n s . c o m

w w w . H o r s e S h o w P a t t e r n s . c o m



Be ready at A.

1. Walk to B.
2. Jog around B and to C.
3. Extended jog around C.
4. Lope on the left lead from C to D.
5. Stop at D and back approximately one horse length.
6. Walk out.

Follow the directions of your ring steward.

Walk
Jog	-----
Extended Jog	- - - - -
Lope	—————
Lead Change	↘
Back	←————
Marker	ⓑ

[WH/1-78]

Pattern Provided by:

Holly Lasdin

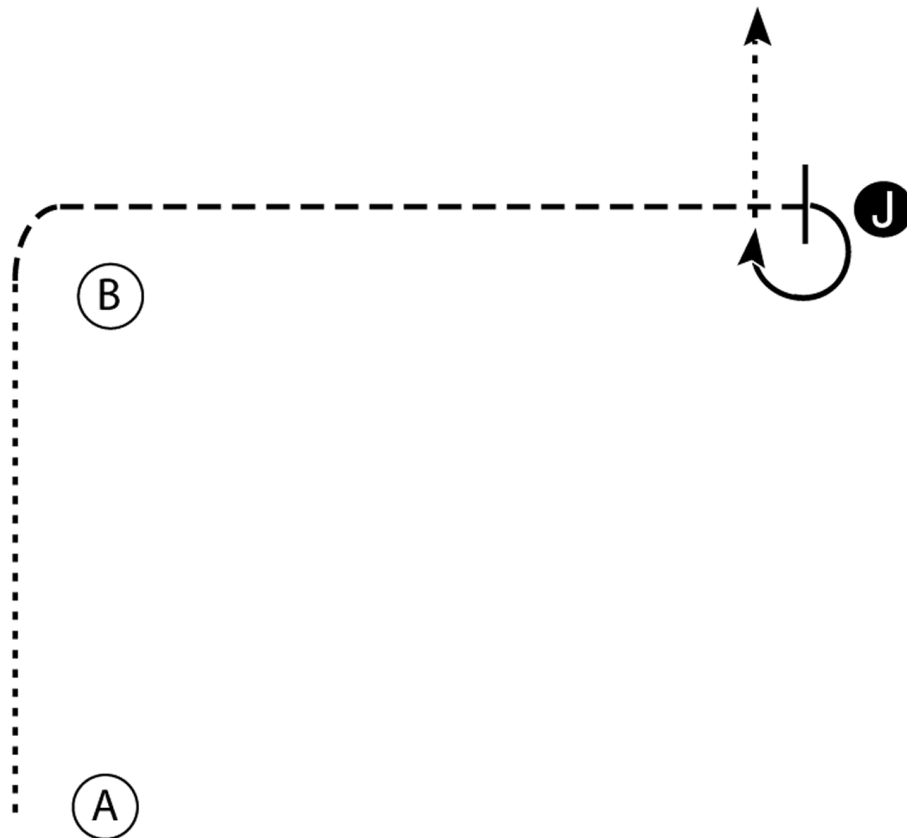
Twin Brooks

Small Fry (11&under) Showmanship

Show Date: 5/13/18

w w w . H o r s e S h o w P a t t e r n s . c o m

w w w . H o r s e S h o w P a t t e r n s . c o m



Walk - - - - -

Trot - - - - -

Back ←

Marker (B)

Judge (J)

1. Walk from A to B.
2. Trot from B to the Judge.
3. Stop and set up for inspection.
4. When dismissed perform a 270 degree turn and walk straight away from the Judge.

[S/WT-2]

Pattern Provided by:

Holly Lasdin

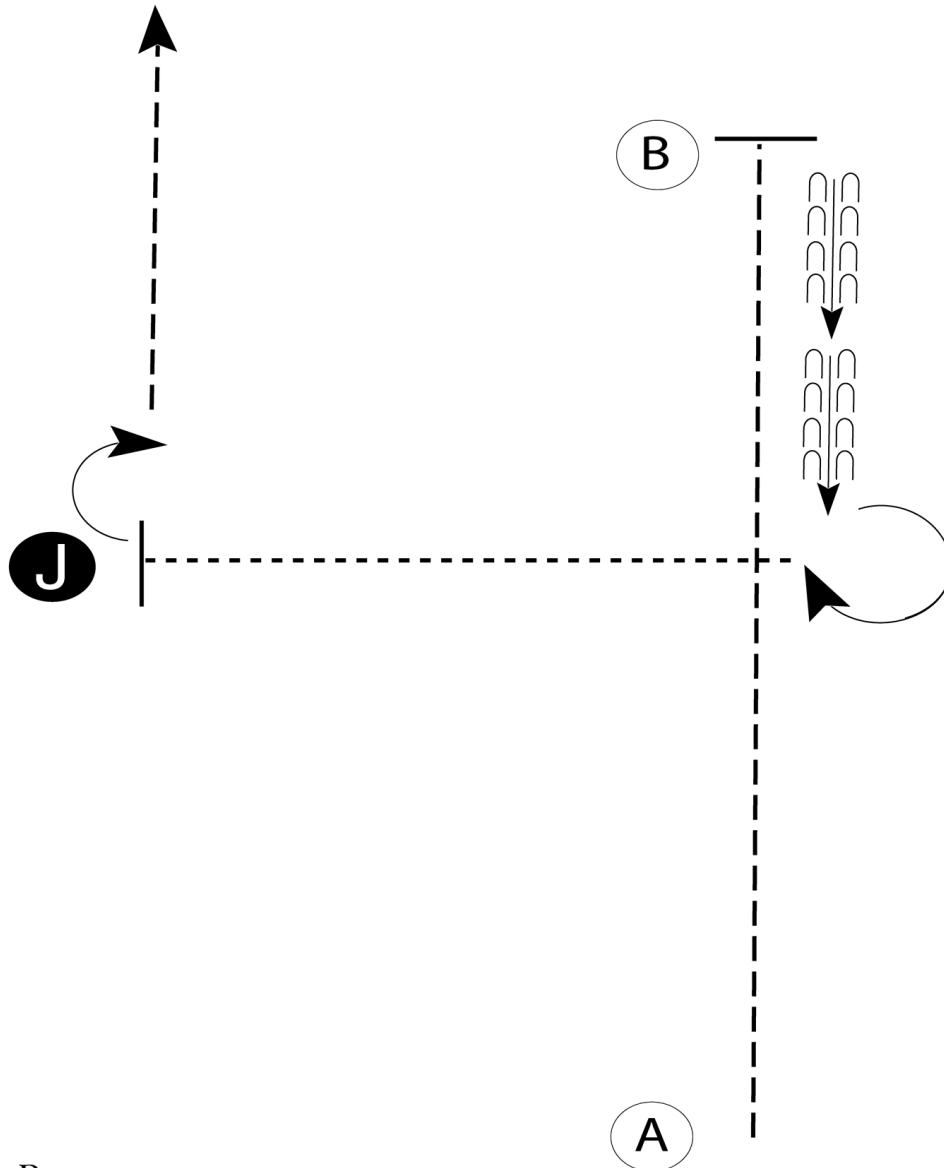
Twin Brooks

Youth (17&under) Showmanship

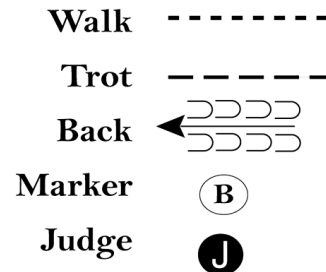
Show Date: 5/13/18

w w w . H o r s e S h o w P a t t e r n s . c o m

w w w . H o r s e S h o w P a t t e r n s . c o m



1. Trot A to B.
2. Stop at B.
3. Back halfway to A.
4. Perform a 270 degree turn .
5. Walk to the judge, stop and set up for inspection.
6. When dismissed, perform a 90 degree turn and trot away from judge.



Follow the instructions of your ring steward.

[SWT-1]

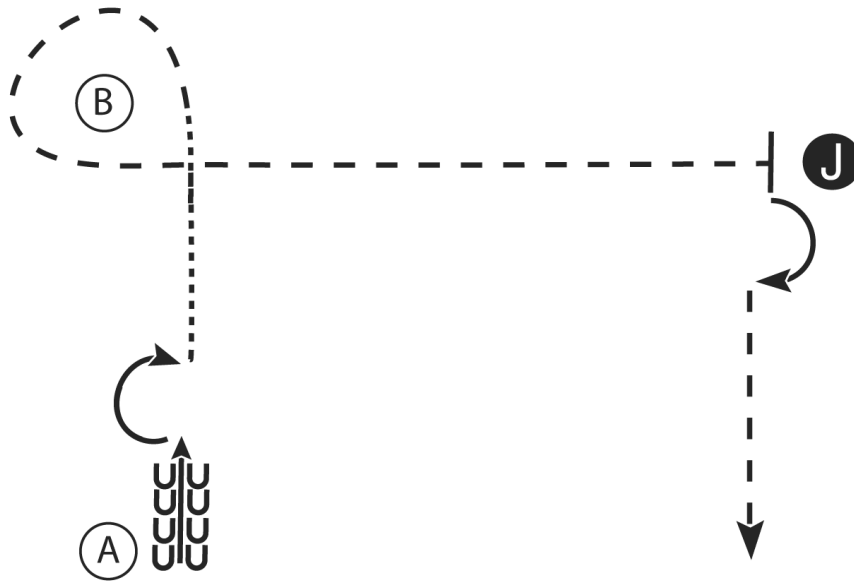
Pattern Provided by:

Holly Lasdin

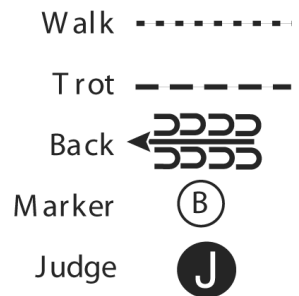
Twin Brooks

Adult Showmanship

Show Date: 5/13/18



1. At A back 4 steps
2. Perform a 180 degree turn
3. Walk to B
4. At B trot around B and to the judge, set up for inspection
5. When dismissed perform a 90 degree turn and trot straight away from the judge



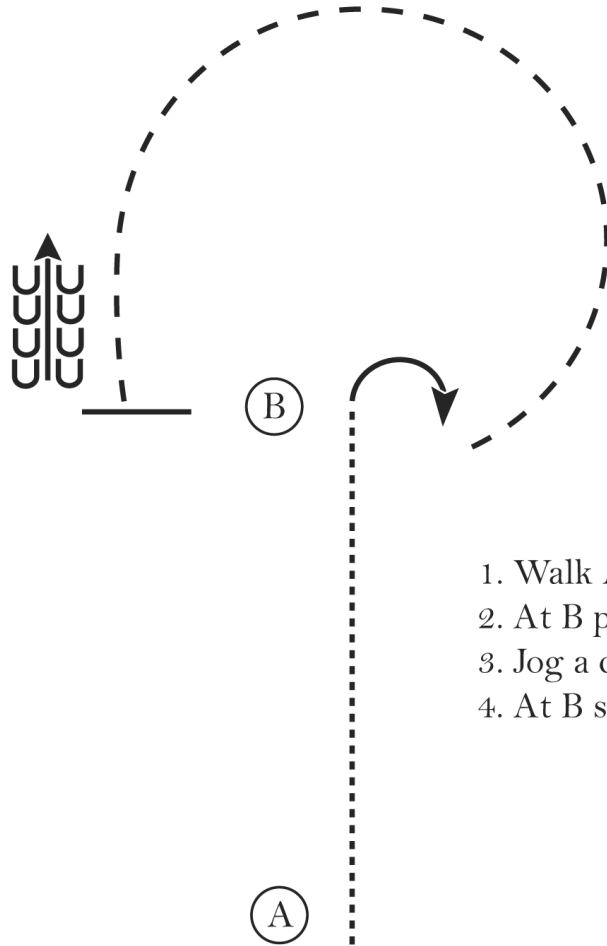
[S/2-1]

Pattern Provided by:
Holly Lasdin

Twin Brooks

Open Western Horsemanship

Show Date: 5/13/18



1. Walk A to B
2. At B perform a 90 degree turn to the right
3. Jog a circle around B
4. At B stop and back 4 steps

Walk
Jog	-----
Extended Jog	- - - - -
Lope	—————
Leg Yield	
Lead Change	↘
Back	← ← ←
Marker	(B)
Sidepass	←-----←

[WH/WT-7]

Pattern Provided by:

Holly Lasdin

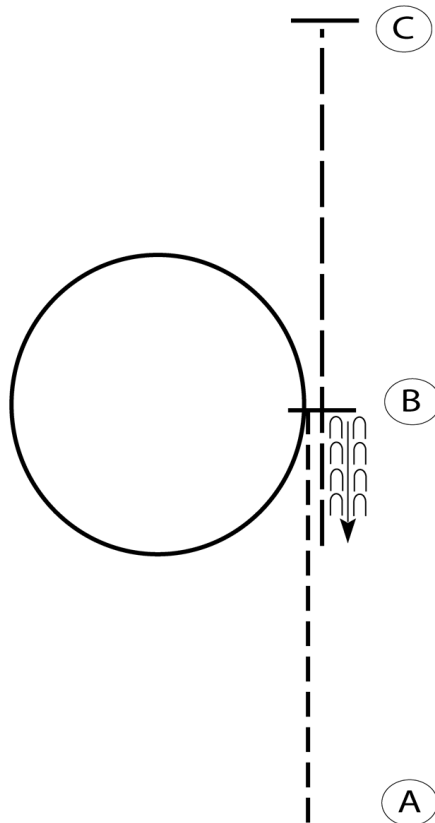
Twin Brooks

Youth Western Horsemanship (17&under)

Show Date: 5/13/18

w w w . H o r s e S h o w P a t t e r n s . c o m

w w w . H o r s e S h o w P a t t e r n s . c o m



Be ready at A.

1. Jog from A to B.
2. Lope a circle to the left on the left lead.
3. Stop at B.
4. Back one horse length at B.
5. Extend the jog to C.
6. Stop at C.

Follow the instructions of your ring steward.

Walk	-----
Jog	- - - - -
Extended Jog	- - - - -
Lope	—————
Leg Yield	
Lead Change	— / —
Back	← C C C C C C C C C C
Marker	Ⓚ
Sidepass	←-----→

[WH/1-18]

Pattern Provided by:

Holly Lasdin

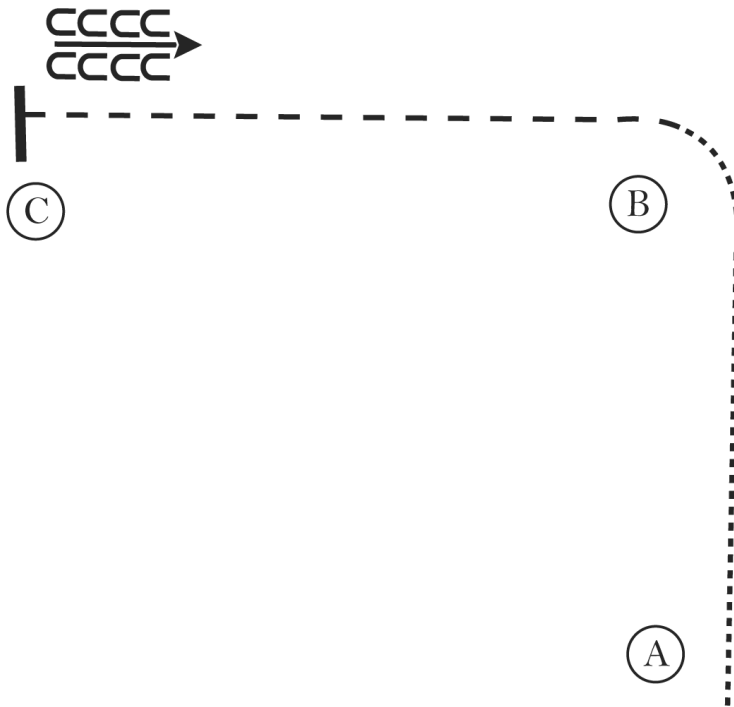
Twin Brooks

Small Fry Equitation/Novice Equitation

Show Date: 5/13/18

w w w . H o r s e S h o w P a t t e r n s . c o m

w w w . H o r s e S h o w P a t t e r n s . c o m



1. Walk A to B
2. Jog B to C
3. At C stop and back

Walk
Jog	-----
Extended Jog	-----
Lope	—————
Leg Yield	
Lead Change	↙
Back	←←←←← ←←←←←
Marker	(B)
Sidepass	←←←←←

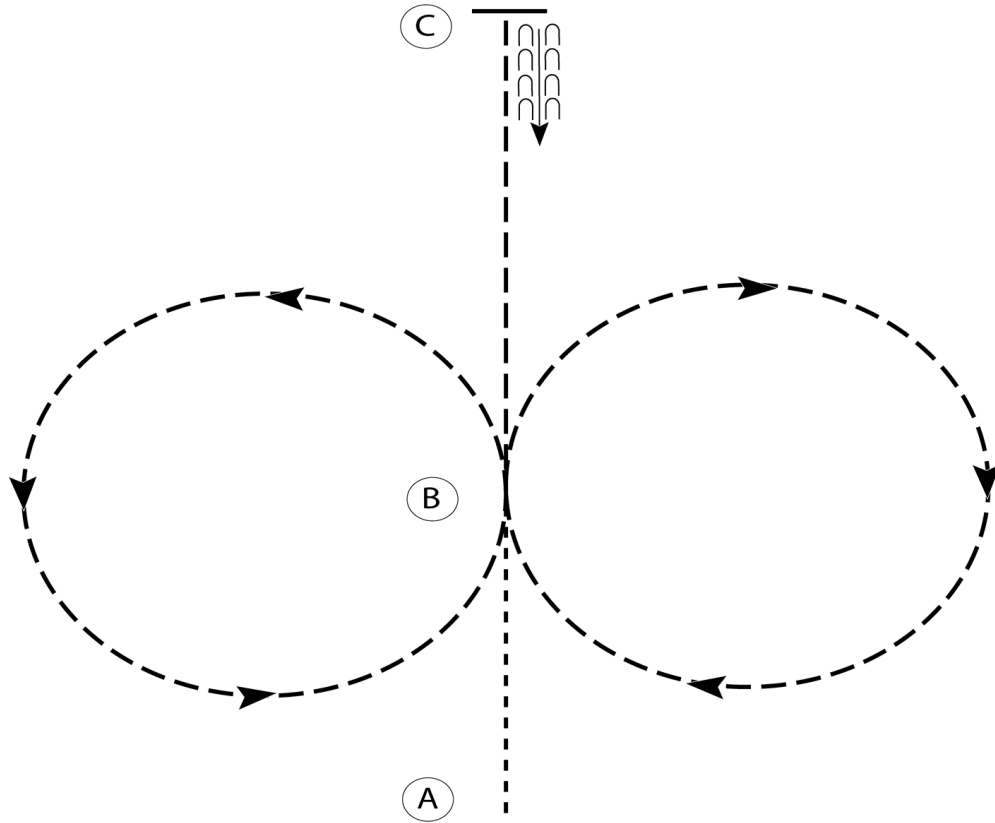
[WH/WT-4]

Pattern Provided by:
Holly Lasdin

Twin Brooks

Open English Equitation

Show Date: 5/13/18



1. Walk A to B.
2. At B posting trot a circle to the right on the proper diagonal.
3. At B posting trot a circle to the left on the proper diagonal.
4. At B sitting trot to C.
5. At C stop and back approximately one horse length.

Walk	-----
Trot	- - - - -
Extended Trot	—————
Canter	—————
Leg Yield	
Lead Change	— / —
Back	← ← ← ← ←
Marker	(B)
Sidepass	← — — — — →
Hand Gallop	—————

[HSE/WT-5]

Pattern Provided by:

Holly Lasdin

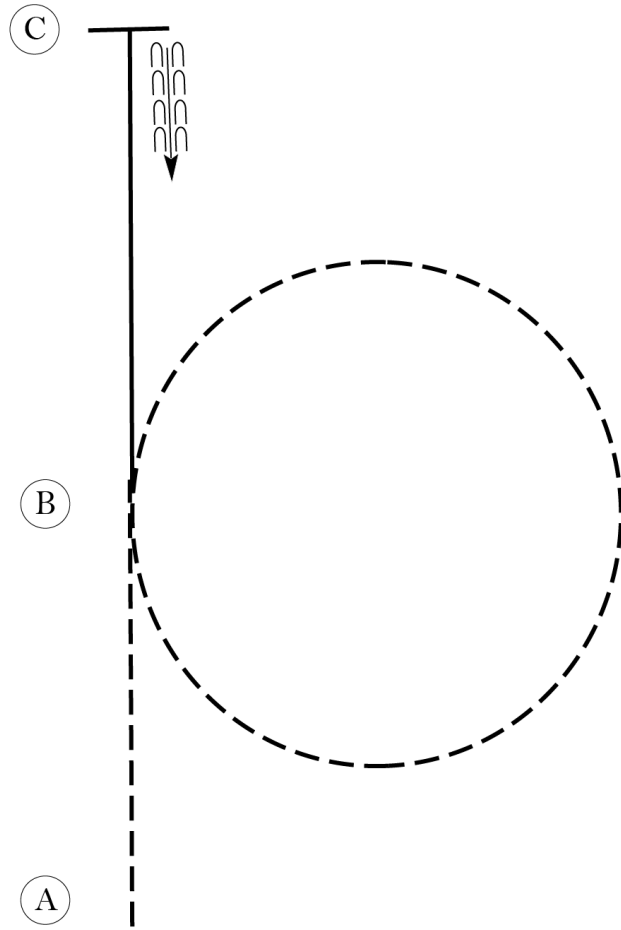
Twin Brooks

Youth English Equitation

Show Date: 5/13/18

w w w . H o r s e S h o w P a t t e r n s . c o m

w w w . H o r s e S h o w P a t t e r n s . c o m



Be ready before A.

1. Sitting trot A to B.
2. At B, posting trot circle to the right on proper diagonal.
3. At B, canter on the left lead to C.
4. Stop at C and back approximately one horse length.

Walk	-----
Trot	- - - - -
Extended Trot	_____
Canter	—————
Leg Yield	
Lead Change	↙ ↘
Back	← ← ← ← ←
Marker	⊙
Sidepass	← — — — →
Hand Gallop	—————

[HSE/1-2]

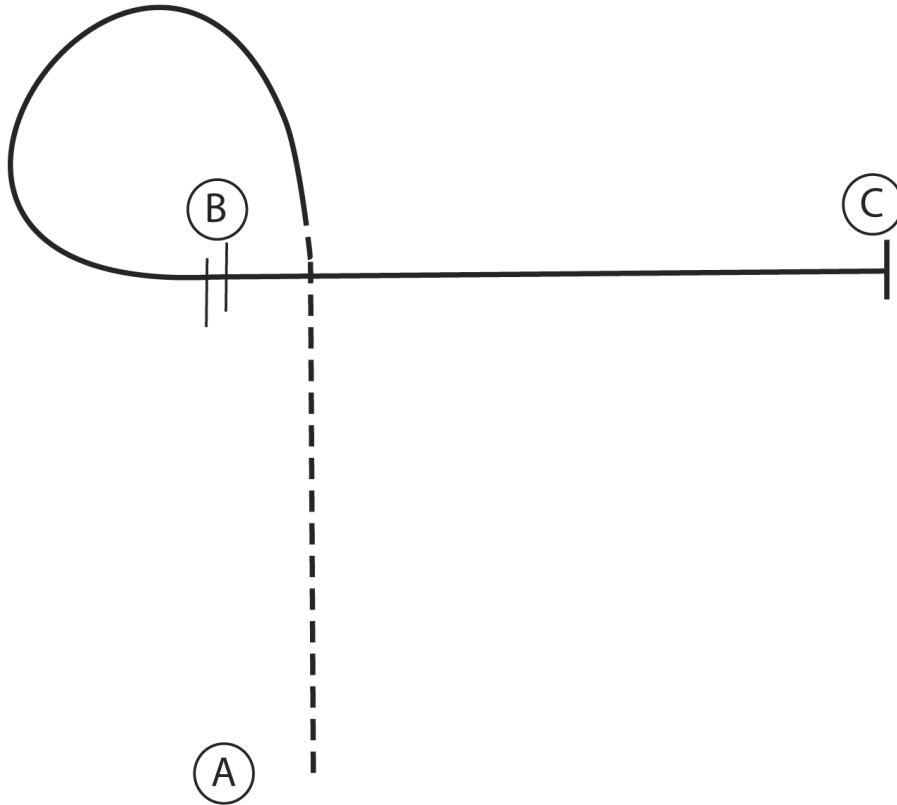
Pattern Provided by:

Holly Lasdin

Twin Brooks

Adult English Equitation

Show Date: 5/13/18



1. Posting trot A to B on the right diagonal
2. At B canter on the left lead around B
3. Perform a lead change at B and continue to C
4. Stop at C

Walk
Trot	-----
Extended Trot	-----
Canter	—————
Leg Yield	
Lead Change	↙
Back	←←←←←
Marker	⊙
Sidepass	←←←←←

[HSE/1-8]

Pattern Provided by:

Holly Lasdin

w w w . H o r s e S h o w P a t t e r n s . c o m

w w w . H o r s e S h o w P a t t e r n s . c o m